

Enhancing Public Speaking Skills

A comprehensive analysis of public speaking skills, techniques, benefits, and strategies.



Nakul IIT Ropar

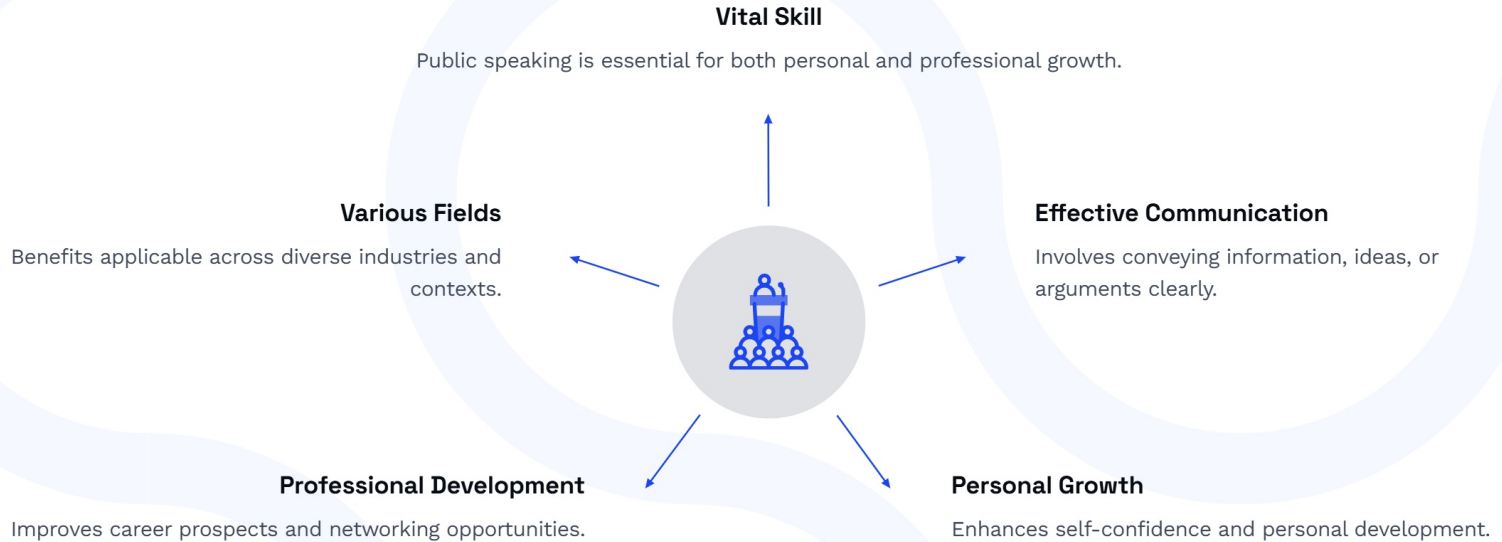
Presenter




Nakul IIT Ropar

Introduction to Public Speaking

Exploring the importance and benefits of effective communication


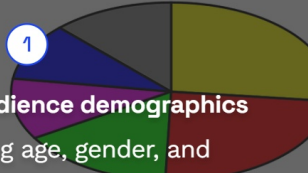




1

Identify your audience demographics

Understanding age, gender, and background helps tailor your message.



Assess audience knowledge level

Gauge the existing knowledge to avoid losing interest

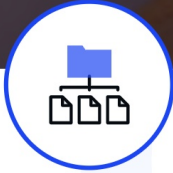
Gather information

Essential Steps for Mastering Public Speaking Skills



Understand Your Audience

Identify the demographics and interests of your audience to tailor your message.




Research Your Topic

Gather relevant information to ensure your presentation is informative and credible.



Organize Your Content

Create a clear structure for your presentation with an introduction, body, and conclusion.



Practice Delivery

Rehearse your speech multiple times to enhance fluency and confidence.



Gather Feedback

Seek input from peers or mentors to improve your presentation skills.

outline your speech

Effective Strategies for Public Speaking Skills

Understand Your Audience

Research the interests and expectations of your audience to tailor your message accordingly.

Define Your Purpose

Clearly articulate the goal of your speech, whether to inform, persuade, or entertain.

Structure Your Content

Organize the speech into a clear introduction, body, and conclusion for better flow.

Use Engaging Opening

Start with a strong hook, such as a quote or question, to grab attention.

Incorporate Storytelling

Use personal anecdotes or stories to make your points more relatable and memorable.

Practice Delivery

Rehearse multiple times to build confidence and smooth out any rough spots.

Use Visual Aids

Enhance your message with slides, charts, or props to support and clarify your points.

Engage with Body Language

Utilize gestures, facial expressions, and posture to reinforce your message.

Handle Q&A Effectively

Prepare for potential questions and respond calmly to engage the audience further.

Conclude Strongly

Finish with a powerful closing statement that reinforces your main message.



Engage your audience

Compelling content captures attention and keeps the audience interested.



Utilize anecdotes

Personal stories create a connection and make the material relatable.



Incorporate statistics

Data-driven insights lend credibility and support your arguments effectively.



Use visual aids

Visuals help to clarify complex points and enhance retention of information.



Ensure content relevance

Content should directly relate to the main message for maximum impact.



Practice storytelling techniques

Storytelling makes speeches memorable and fosters audience connection.

Developing Engaging Content

Engage your audience with compelling storytelling techniques


Utilizing Effective Body Language

Enhance your public speaking through non-verbal communication



Non-verbal cues

Gestures, posture, and eye contact support and reinforce your spoken message.



Eye contact

Making eye contact with various audience members fosters connection and builds trust.



Open body language

Maintaining an open posture invites engagement and presents you as approachable.



Fostering connection

Effective body language enhances the audience's perception of your credibility.

Handle unexpected situation

Effective Strategies for Public Speaking Challenges

1

Stay Calm

Maintain composure to think clearly and respond effectively.

2

Assess the Situation

Quickly evaluate what has gone wrong to address it appropriately.

3

Adapt Your Message

Be flexible and modify your content to suit the current circumstances.

4

Engage the Audience

Involve the audience in finding solutions or easing the tension.

5

Use Humor Wisely

Lighten the mood with appropriate humor to regain rapport.

6

Have Backup Plans

Prepare alternatives for potential issues like technical difficulties.

7

Seek Feedback

After the event, ask for feedback to improve future performances.